



VEERA GROUP

COMPANY PROFILE

INDIA - ZAMBIA - KENYA

Since 2013

*Pioneers in Sustainable Waste to Energy
Machine Technology*



100% GUARANTEED MONEY BACK !

When you order with VEERA you are guaranteed not only on the quality and functionality of our range of waste to energy machines but also on their safe and timely delivery as promised. We assure you 100% MONEY BACK if the machine is not ready-to-ship within our stated timeline. NO QUESTIONS ASKED !

At VEERA we sign SALES AGREEMENTS adept to global standards with each of our clients. To ensure all terms and conditions are met with utmost precision and care. Being nearly a decade old Indian supplier on Alibaba with highest rating, it is still beyond our scope to enable payments via Alipay (as this facility is not made available for Indian suppliers by Alibaba). Yet we value our client as our top priority, hence we avert any potential risks and provide 100% MONEY BACK policy for all of our clients.



**SCAN HERE TO VIEW
sales agreement**





INTRODUCING OUR NEW LAUNCH !

Molecular distillation is the most advanced process of distillation currently and is an efficient thermal separation technique with minimum product decomposition and maximum product quality. It is also popularly known as Short Path Molecular Distillation and a free evaporation technique carried out under low pressure. VEERA's MD Molecular Distillation series of machines provides the following advantages :

- *No bubbling*
- *High Purity*
- *Low temperature operation*
- *Effective removal of contaminants*
- *High efficiency of separation*
- *Minimal thermal degradation*
- *Reduced energy consumption*





ABOUT US

Sakthi Veera Green Energy Pvt. Limited now bannered under Veera Group are pioneers in manufacturing waste to energy sustainable machineries. Since 2013 we have successfully served over 52+ countries and provided access to the most simple, sustainable, easy to use and most affordable machine technology to produce energy from any form of waste. Being an ISO 9001-2015; 14001-2015 and CE certified organization, our main range of machines are waste oil to diesel/base oil distillation, biomass gasification, plastic pyrolysis and energy saving cooking machines.

Veera Group has locations in both India and Africa and aim to keep expanding our network to help create the most sustainable energy economy.





OUR VISION


To continually create technologies that create entrepreneurs with no compromise on simplicity, affordability, sustainability and viability



OUR MISSION

To forefront decentralized small-scale sustainable machine technologies for energy generation from any and all forms of wastes





WASTE OIL TO DIESEL DISTILLATION MACHINES

Under Veera Biopower and Veera PowerAfrica brands we manufacture and export a wide range of waste oil to diesel machines worldwide. Be it any source of waste oil including used engine oil, hydraulic oil, gear box oil, oil from tire pyrolysis and plastic waste pyrolysis; we readily convert into high quality diesel for use in automobiles, trucks, generators, heavy equipments like JCP and even boats.



NEW AND ADVANCED MOLECULAR DISTILLATION

for waste oil to diesel

A standard continuously operated distillation unit converting waste oil to diesel with a **yield range of 80-85%**.

Proprietary catalyst included with inbuilt water tank and cooling system.

With highly efficient **diesel and water separation** system inbuilt to offer high purity of output.

Highly advantageous **remote monitoring facility** controllable through mobile phone.

The produced uncondensed gas can directly be used for gas generation or any heating application.

VEERA MD40C	Specifications
Mode of operation	Continuous
Electricity	18 kW
Input Capacity	40 litres
Running hours	16-18 hours
Water and Oil tank capacity	160 litres
Diesel Tank capacity	200 litres
Motor	1 hp water pump, oil pump and diesel pump
Stirrer Motor	0.25 kW
Input	Waste oil
Output	Diesel
Structure form	Frame with wheel
Operating Pressure	Constant pressure ATM
Catalyst	Permanent and Reusable
Heating Material	Electric
Reactor Material	SS304
Reactor thickness	6mm
Mode of Cooling	Chiller
Exhaust Scrubbing	Not applicable
Manpower required	1
Packing dimensions	9ft L * 6ft W * 6.5 ft H

VEERA MD40C



10200 USD

BILL OF MATERIALS

Reactor
Condenser
Diesel Tank
Bubbler
Catalyst filtration tank
Geared Oil pump with one motor
Temperature gauge
0.25 kW Water pump
Catalyst Tower
Uncondensed Gas Processor
Spare Heaters

Total three catalysts A & B are permanent and reusable catalyst while C is final filtration catalyst used at 1.2 - 1.5 %

**VEERA distillation series is a
plug and play system**



NEW AND ADVANCED MOLECULAR DISTILLATION

for waste oil to diesel

A standard continuously operated distillation unit converting waste oil to diesel with a **yield range of 80-85%**.

Proprietary catalyst included with inbuilt water tank and cooling system.

With highly efficient **diesel and water separation** system inbuilt to offer high purity of output.

Highly advantageous **remote monitoring facility** controllable through mobile phone.

The produced uncondensed gas can directly be used for gas generation or any heating application.

VEERA MD75C	Specifications
Mode of operation	Continuous
Electricity	25 kW
Capacity	75 litres
Running hours	16-18 hours
Water and Oil Tank capacity	200 litres
Diesel Tank capacity	300 litres
Motor	1 hp water pump, oil pump and diesel pump
Stirrer Motor	0.25 kW
Input	Waste oil
Output	Diesel
Structure form	Frame with wheel
Operating Pressure	Constant pressure ATM
Catalyst	Permanent and Reusable
Heating Material	Electric
Reactor Material	SS304
Reactor thickness	6mm
Mode of Cooling	Chiller
Exhaust Scrubbing	Not applicable
Manpower required	1
Packing dimensions	12 ft L * 6 ft W * 6.5 ft H

VEERA MD75C



14200 USD

BILL OF MATERIALS

Reactor
Condenser
Diesel Tank
Bubbler
Catalyst filtration tank
Geared Oil pump with one motor
Temperature gauge
0.25 kW Water pump
Catalyst Tower
Uncondensed Gas Processor
Spare Heaters

Total three catalysts A & B are permanent and reusable catalyst while C is final filtration catalyst used at 1.2 - 1.5 %

VEERA distillation series is a plug and play system



NEW AND ADVANCED MOLECULAR DISTILLATION

for waste oil to diesel

A standard continuously operated distillation unit converting waste oil to diesel with a **yield range of 80-85%**.

Proprietary catalyst included with inbuilt water tank and cooling system.

With highly efficient **diesel and water separation** system inbuilt to offer high purity of output.

Highly advantageous **remote monitoring facility** controllable through mobile phone.

The produced uncondensed gas can directly be used for gas generation or any heating application.

VEERA MD120C	Specifications
Mode of operation	Continuous
Electricity	33 kW
Capacity	120 litres
Running hours	16-18 hours
Water and Oil Tank capacity	300 litres
Diesel Tank capacity	600 litres
Motor	1 hp water pump, oil pump and diesel pump
Stirrer Motor	0.35 kW
Input	Waste oil
Output	Diesel
Structure form	Frame with wheel
Operating Pressure	Constant pressure ATM
Catalyst	Permanent and Reusable
Heating Material	Electric
Reactor Material	SS304
Reactor thickness	6mm
Mode of Cooling	Chiller
Exhaust Scrubbing	Not applicable
Manpower required	1
Packing dimensions	17 ft L * 6ft W * 6.5 ft H
External water tank	1000 litre external water tank at client scope

VEERA MD120C



20000 USD

BILL OF MATERIALS

Reactor
Condenser
Diesel Tank
Bubbler
Catalyst filtration tank
Geared Oil pump with one motor
Temperature gauge
0.25 kW Water pump
Catalyst Tower
Uncondensed Gas Processor
Spare Heaters

Total three catalysts A & B are permanent and reusable catalyst while C is final filtration catalyst used at 1.2 - 1.5 %

**VEERA distillation series is a
plug and play system**



NEW AND ADVANCED MOLECULAR DISTILLATION

for waste oil to diesel

A standard continuously operated distillation unit converting waste oil to diesel with a **yield range of 80-85%**.

Proprietary catalyst included with inbuilt water tank and cooling system.


With highly efficient **diesel and water separation** system inbuilt to offer high purity of output.

Highly advantageous **remote monitoring facility** controllable through mobile phone.

The produced uncondensed gas can directly be used for gas generation or any heating application.

VEERA MD120C	Specifications
Mode of operation	Continuous
Electricity	45 kW
Capacity	200 litres
Running hours	16-18 hours
Water, Oil and Diesel tank capacity	400 litres
Diesel tank capacity	800 litres
Motor	1 hp water pump, oil pump and diesel pump
Stirrer Motor	0.5 kW
Input	Waste oil
Output	Diesel
Structure form	Frame with wheel
Operating Pressure	Constant pressure ATM
Catalyst	Permanent and Reusable
Heating Material	Electric
Reactor Material	SS304
Reactor thickness	6mm
Mode of Cooling	Chiller
Exhaust Scrubbing	Not applicable
Manpower required	1
Packing dimensions	25 ft L * 6ft W * 6.5 ft H
External water tank	2000 litre external water tank at Client scope

VEERA MD200C



26500 USD

BILL OF MATERIALS

- Reactor
- Condenser
- Diesel Tank
- Bubbler
- Catalyst filtration tank
- Geared Oil pump with one motor
- Temperature gauge
- 0.25 kW Water pump
- Catalyst Tower
- Uncondensed Gas Processor
- Spare Heaters

Total three catalysts A & B are permanent and reusable catalyst while C is final filtration catalyst used at 1.2 - 1.5 %

VEERA distillation series is a plug and play system



NEW AND ADVANCED MOLECULAR DISTILLATION

for waste oil to diesel

A standard continuously operated distillation unit converting waste oil to diesel with a **yield range of 80-85%**.

Proprietary catalyst included with inbuilt water tank and cooling system.

With highly efficient **diesel and water separation** system inbuilt to offer high purity of output.

Highly advantageous **remote monitoring facility** controllable through mobile phone.

The produced uncondensed gas can directly be used for gas generation or any heating application.

VEERA MD120C	Specifications
Mode of operation	Continuous
Electricity	60 kW
Capacity	300 litres
Running hours	16-18 hours
Water and Oil tank capacity	600 litres
Diesel tank capacity	1200 litres
Motor	1 hp water pump, oil pump and diesel pump
Stirrer Motor	0.75 kW
Input	Waste oil
Output	Diesel
Structure form	Frame with wheel
Operating Pressure	Constant pressure ATM
Catalyst	Permanent and Reusable
Heating Material	Electric
Reactor Material	SS304
Reactor thickness	6mm
Mode of Cooling	Chiller
Exhaust Scrubbing	Not applicable
Manpower required	1
Packing dimensions	35 ft L * 6ft W * 6.5 ft H
External water tank	3000 litre external water tank Client scope

VEERA MD300C



36000 USD

BILL OF MATERIALS

Reactor
Condenser
Diesel Tank
Bubbler
Catalyst filtration tank
Geared Oil pump with one motor
Temperature gauge
0.25 kW Water pump
Catalyst Tower
Uncondensed Gas Processor
Spare Heaters

Total three catalysts A & B are permanent and reusable catalyst while C is final filtration catalyst used at 1.2 - 1.5 %

**VEERA distillation series is a
plug and play system**



NEW AND ADVANCED MOLECULAR DISTILLATION

for waste oil to diesel

A standard continuously operated distillation unit converting waste oil to diesel with a **yield range of 80-85%**.

Proprietary catalyst included with inbuilt water tank and cooling system.

With highly efficient **diesel and water separation** system inbuilt to offer high purity of output.

Highly advantageous **remote monitoring facility** controllable through mobile phone.

The produced uncondensed gas can directly be used for gas generation or any heating application.

VEERA MD50SC	Specifications
Mode of operation	Semi-continuous (Batch)
Capacity	50 litres
Batch time	4-5 hours
Electricity	8 kW
Running hours	16-18 hours
Water Tank	150 liter (incl.)
Output Rate	85%
Motor	1 hp water pump, oil pump and diesel pump
Stirrer Motor	0.25 kW
Input	Waste oil
Output	Diesel
Structure form	Vertical (easy maintenance)
Operating Pressure	Constant pressure ATM
Catalyst	Permanent and Reusable
Heating Material	Electric
Reactor Material	SS316
Reactor thickness	8mm
Mode of Cooling	Water cooling (incl.)
Exhaust Scrubbing	Not applicable
Manpower required	1
Packing dimensions	6ft L*6.5ft H*5.5ft W (8cbm)

VEERA MD50SC



4900 USD

BILL OF MATERIALS

Reactor
Condenser
Diesel Tank
Bubbler
Catalyst filtration tank
Geared Oil pump with one motor
Temperature gauge
0.25 kW Water pump
Catalyst Tower
Uncondensed Gas Processor
Spare Heaters

Total three catalysts A & B are permanent and reusable catalyst while C is final filtration catalyst used at 1.2 - 1.5 %

**VEERA distillation series is a
plug and play system**



NEW AND ADVANCED MOLECULAR DISTILLATION

for waste oil to diesel

A standard continuously operated distillation unit converting waste oil to diesel with a **yield range of 80-85%**.

Proprietary catalyst included with inbuilt water tank and cooling system.

With highly efficient **diesel and water separation** system inbuilt to offer high purity of output.

Highly advantageous **remote monitoring facility** controllable through mobile phone.

The produced uncondensed gas can directly be used for gas generation or any heating application.

VEERA MD100SC	Specifications
Mode of operation	Semi-continuous (Batch)
Capacity	100 litres
Batch time	4-5 hours
Electricity	12 kW
Water Tank	150 liter (incl.)
Running time	16-18 hours
Output Rate	85%
Motor	1 hp water pump, oil pump and diesel pump
Stirrer Motor	0.25 kW
Input	Waste oil
Output	Diesel
Structure form	Vertical (easy maintenance)
Operating Pressure	Constant pressure ATM
Catalyst	Permanent and Reusable
Heating Material	Electric
Reactor Material	SS316
Reactor thickness	8mm
Mode of Cooling	Water cooling (incl.)
Exhaust Scrubbing	Not applicable
Manpower required	1
Packing dimensions	6ft W* 7.5 ft L*6.5 ft H (10cbm)

VEERA MD100SC



7500 USD

BILL OF MATERIALS

Reactor
Condenser
Diesel Tank
Bubbler
Catalyst filtration tank
Geared Oil pump with one motor
Temperature gauge
0.25 kW Water pump
Catalyst Tower
Uncondensed Gas Processor
Spare Heaters

Total three catalysts A & B are permanent and reusable catalyst while C is final filtration catalyst used at 1.2 - 1.5 %

**VEERA distillation series is a
plug and play system**



NEW AND ADVANCED MOLECULAR DISTILLATION

for waste oil to diesel

A standard continuously operated distillation unit converting waste oil to diesel with a **yield range of 80-85%**.

Proprietary catalyst included with inbuilt water tank and cooling system.

With highly efficient **diesel and water separation** system inbuilt to offer high purity of output.

Highly advantageous **remote monitoring facility** controllable through mobile phone.

The produced uncondensed gas can directly be used for gas generation or any heating application.

VEERA MD200SC	Specifications
Mode of operation	Semi-continuous (Batch)
Capacity	200 litres/batch
Batch time	5-6 hours
Electricity	30 kW
Water Tank	NA (Client scope)
Running hours	16-18 hours
Output Rate	85%
Motor	1 hp water pump, oil pump and diesel pump
Stirrer Motor	0.25 kW
Input	Waste oil
Output	Diesel
Structure form	Vertical (easy maintenance)
Operating Pressure	Constant pressure ATM
Catalyst	Permanent and Reusable
Heating Material	Electric
Reactor Material	SS316
Reactor thickness	8mm
Mode of Cooling	Water cooling (incl.)
Exhaust Scrubbing	Not applicable
Manpower required	1
Packing dimensions	10ft L*7.5ft H*7ft W (18cbm)

VEERA MD200SC



11500 USD

BILL OF MATERIALS

Reactor
Condenser
Diesel Tank
Bubbler
Catalyst filtration tank
Geared Oil pump with one motor
Temperature gauge
0.25 kW Water pump
Catalyst Tower
Uncondensed Gas Processor
Spare Heaters

Total three catalysts A & B are permanent and reusable catalyst while C is final filtration catalyst used at 1.2 - 1.5 %

**VEERA distillation series is a
plug and play system**



CASE STUDY

Regular Vs Veera Series - a comparison

SGS



intertek
Total Quality. Assured.

ISO
9001:2015

S. No	Properties	Regular Diesel	Diesel from Veera systems
1	Density (kg/m ³) at 35 °C	826	830
2	Kinetic Viscosity (cSt) at 40 °C	2.214	2.344
3	Flash point (°C)	54	65
4	Fire point (°C)	59	69
5	Carbon residue	0.002	0.002
6	Higher calorific value (kJ/kg)	44854	45230
7	Pour point (°C)	-6	-8
8	Sulphur content (ppm)	-	<50

Note: Variations may occur based on quality of oil input

We have partnerships with NABL accredited top laboratories all over India for oil and diesel testing and at subsidized cost we provide customized test report for clients





BIOMASS GASIFICATION MACHINES

Under Veera Biopower we manufacture and export a wide range of biomass gasifiers worldwide. Be it any source of biomass feedstocks including sawdust, rice husk, corn cobs, leaves, wood shavings, wheat bran, grass, etc we convert it into a gaseous fuel that can then be used in boilers, engines, and turbines for the generation of heat and electricity.



GASIFICATION MACHINES

Biomass to Energy

A standard continuously operated gasifier unit converting biomass to power generation
Proprietary technology with air pre-heating that yields Carbon monoxide (>22%), Hydrogen (>18%), Methane (>5%), Carbon dioxide (<11%) and remaining Nitrogen (TAR FREE)
The produced uncondensed gas can directly be used for gas generation or any heating application.
Highly advantageous temperature indicator and remote monitoring facility controllable through mobile phone.

VEERA GLAB	Specifications
Electricity consumption	200 watt
Coal generated	3-6%
Feedstock input	4.5 kg/hr
Gas yield	6 m ³ /hr
Operating temperature	Above 900°C
Feedstock moisture	Less than 15%
Area required	1 m ³
Gasification efficiency	60-75%
Calorific value	1100 Kcal/m ³
Manpower required	1
Capacity	2-5 kW

VEERA GLAB



2400 USD

BILL OF MATERIALS

Reactor & protection tube - Ash auger with 300w electric motor - Ash tank for 1.5 days operation- Cyclone with easy residue removal - Air flow gas cooler with drain system - Blower - Temperature sensor & display box - Igniter 250W - Automatic timer control for ash auger - Charcoal filter box - Sawdust filter box - Fine cotton filter - Flame test with swirl burner - Mild steel box frame - 12 inch tire wheel portability (2nos) - Control panel - Other piping accessories with high temperature gaskets



GASIFICATION MACHINES

Biomass to Energy

A standard continuously operated gasifier unit converting biomass to power generation

Proprietary technology with air pre-heating that yields Carbon monoxide (>22%), Hydrogen (>18%), Methane (>5%), Carbon dioxide (<11%) and remaining Nitrogen **(TAR FREE)**

The produced uncondensed gas can directly be used for gas generation or any heating application.

Highly advantageous temperature indicator and remote monitoring facility controllable through mobile phone.

VEERA G10	Specifications
Type	Down draft
Capacity	10 kW
Rated power	upto 10 kW
Net Output	80%
Coal Generated	3-6% depending on biomass
Feedstock size	Upto 50mm
Moisture content	< 15% (Wet basis)
Average Calorific value of output (kcal/nm ³)	>1100
Gas yield	25 to 30 m ³
Gasification Temp (°C)	950-1150°C
Gasification Efficiency (%)	60 to 75%
Biomass feeding mode	Manual/Automatic
Ash removal	manual
Start-up	manual
Manpower required	1
Feedstock input	12-14 kg/hr

VEERA G10



9700 USD

BILL OF MATERIALS

Reactor & protection tube
Ash auger with 300w electric motor
Ash tank for 1.5 days operation
Cyclone with easy residue removal
Air flow gas cooler with drain system
Blower
Temperature sensor & display box
Igniter 250W
Automatic timer control for ash auger
Charcoal filter box
Sawdust filter box
Fine cotton filter
Flame test with swirl burner
Mild steel box frame
12inch tire wheel portability (2nos)
Control panel
Other piping accessories with high temperature gaskets



GASIFICATION MACHINES

Biomass to Energy

A standard continuously operated gasifier unit converting biomass to power generation

Proprietary technology with air pre-heating that yields Carbon monoxide (>22%), Hydrogen (>18%), Methane (>5%), Carbon dioxide (<11%) and remaining Nitrogen **(TAR FREE)**

The produced uncondensed gas can directly be used for gas generation or any heating application.

Highly advantageous temperature indicator and remote monitoring facility controllable through mobile phone.

VEERA G20	Specifications
Type	Down draft
Capacity	20 kW
Rated power	upto 20 kW
Net Output	80%
Coal Generated	3-6% depending on biomass
Feedstock size	Upto 50mm
Moisture content	< 15% (Wet basis)
Average Calorific value of output (kcal/nm ³)	>1100
Gas yield	45 to 55 m ³
Gasification Temp (°C)	950-1150°C
Gasification Efficiency (%)	60 to 75%
Biomass feeding mode	Manual/Automatic
Ash removal	manual
Start-up	manual
Manpower required	1
Feedstock input	22-28 kg/hr

VEERA G20



11000 USD

BILL OF MATERIALS

Reactor & protection tube
Ash auger with 300w electric motor
Ash tank for 1.5 days operation
Cyclone with easy residue removal
Air flow gas cooler with drain system
Blower
Temperature sensor & display box
Igniter 250W
Automatic timer control for ash auger
Charcoal filter box
Sawdust filter box
Fine cotton filter
Flame test with swirl burner
Mild steel box frame
12inch tire wheel portability (2nos)
Control panel
Other piping accessories with high temperature gaskets



GASIFICATION MACHINES

Biomass to Energy

A standard continuously operated gasifier unit converting biomass to power generation

Proprietary technology with air pre-heating that yields Carbon monoxide (>22%), Hydrogen (>18%), Methane (>5%), Carbon dioxide (<11%) and remaining Nitrogen **(TAR FREE)**

The produced uncondensed gas can directly be used for gas generation or any heating application.

Highly advantageous temperature indicator and remote monitoring facility controllable through mobile phone.

VEERA G50	Specifications
Type	Down draft
Capacity	50 kW
Rated power	upto 50 kW
Net Output	80%
Coal Generated	3-6% depending on biomass
Feedstock size	Upto 50mm
Moisture content	< 15% (Wet basis)
Average Calorific value of output (kcal/nm ³)	>1100
Gas yield	130 to 140 m ³
Gasification Temp (°C)	950-1150°C
Gasification Efficiency (%)	60 to 75%
Biomass feeding mode	Manual/Automatic
Ash removal	manual
Start-up	manual
Manpower required	1
Feedstock input	50-60 kg/hr

VEERA G50



20500 USD

BILL OF MATERIALS

Reactor & protection tube
Ash auger with 300w electric motor
Ash tank for 1.5 days operation
Cyclone with easy residue removal
Air flow gas cooler with drain system
Blower
Temperature sensor & display box
Igniter 250W
Automatic timer control for ash auger
Charcoal filter box
Sawdust filter box
Fine cotton filter
Flame test with swirl burner
Mild steel box frame
12inch tire wheel portability (2nos)
Control panel
Other piping accessories with high temperature gaskets



GASIFICATION MACHINES

Biomass to Energy

A standard continuously operated gasifier unit converting biomass to power generation

Proprietary technology with air pre-heating that yields Carbon monoxide (>22%), Hydrogen (>18%), Methane (>5%), Carbon dioxide (<11%) and remaining Nitrogen **(TAR FREE)**

The produced uncondensed gas can directly be used for gas generation or any heating application.

Highly advantageous temperature indicator and remote monitoring facility controllable through mobile phone.

VEERA G150	Specifications
Type	Down draft
Capacity	150 kW
Rated power	upto 150 kW
Net Output	80%
Coal Generated	3-6% depending on biomass
Feedstock size	Upto 50mm
Moisture content	< 15% (Wet basis)
Average Calorific value of output (kcal/nm ³)	>1100
Gas yield	390 to 450 m ³
Gasification Temp (°C)	950-1150°C
Gasification Efficiency (%)	60 to 75%
Biomass feeding mode	Manual/Automatic
Ash removal	manual
Start-up	manual
Manpower required	1
Feedstock input	180 to 210 kg/hr

VEERA G150



42000 USD

BILL OF MATERIALS

Reactor & protection tube
Ash auger with 300w electric motor
Ash tank for 1.5 days operation
Cyclone with easy residue removal
Air flow gas cooler with drain system
Blower
Temperature sensor & display box
Igniter 250W
Automatic timer control for ash auger
Charcoal filter box
Sawdust filter box
Fine cotton filter
Flame test with swirl burner
Mild steel box frame
12inch tire wheel portability (2nos)
Control panel
Other piping accessories with high temperature gaskets



CARBONIZER

Biowastes to charcoal

A standalone carbonizer unit converting biomass to power generation. The biomass to charcoal carbonization including conversion of coconut shells, bamboo, etc. Note : Only broken coconut shells need to be used in the system

The produced uncondensed gas can directly be used for gas generation or any heating application.
Highly advantageous temperature indicator and remote monitoring facility controllable through mobile phone.

VEERA CARB	Description	Description	Description
Processing time	6.5 hours	6.5 hours	15 hours
Fire wood required	100-120 kg per batch	150 - 250 kg per batch	300 kg per batch
Input loading for coconut shell	3 - 3.5 ton	4.5 - 5 ton	5 - 6 ton
Moisture	0% final	0% final	0% final
Yield	33-37%	33-37%	33-37%
Carbonizing temperature	500-540 to get 80% fixed carbon	500-640 to get 80% fixed carbon	500-640 to get 80% fixed carbon
Shell	6mm boiler steel	6mm boiler steel	6mm boiler steel
Horizontal hoisting for pulling and pushing compartment	Available	Available	Available
Temperature indicator	Available	Available	Available
Water required	2000 litre	2000 litre	2000 litre

VEERA CARB



15000 USD

BILL OF MATERIALS

Reactor shell
Outer shell
Filters
Blower
Scrubber
Control panel
3nos loading shell 1nos of outer shell with heavy insulation
bottom layer cover with fire bricks ,Includes gas cleaning and smoke removing filters



TERMS & CONDITIONS



For all our systems

1. 70% interest free advance upon order confirmation
2. Balance 30% at the time of delivery ready status
3. Delivery time 30-40 days accounted from date of receiving advance payment (might vary based on model and customization)
4. One-year warranty period
5. Tax and transport as actuals



OUR CERTIFICATIONS

Sakthi Veera Green Energy Pvt.Ltd maintains high standards of International quality and environment management systems aligned with European Product standards



OUR GALLERY OF PRIDE & PASSION





sales@veerabiopower.com



www.veeragroup.net



+91-9952258626

**THANK YOU, FOR TAKING THE TIME
TO KNOW US AND WE LOOK
FORWARD TO SERVING YOU.**



Let's Get In Touch Soon !

Our Locations



SAKTHI VEERA GREEN ENERGY PVT LTD, India
Flat S4, 1st Cross St, Vijayalakshmi Nagar, Abhinandan Nagar, Nanmangalam, Ullagaram, Chennai, Tamil Nadu 600117



SAKTHI VEERA POWER AFRICA LIMITED, Zambia
4630 Jacaranda Villa, Ndola, Ndola Copperbelt Province Zambia



SAKTHI VEERA AFRICAN EMPOWERMENT COMPANY LIMITED, Kenya
PO Box 10201, Tom Mboya St, Nairobi Embakasi, Kenya

SCAN for Whatsapp and Check out our Videos and Client Testimonials on our Youtube Channel



@VeeraGroup.wastetoenergy

@VeeraBiopower

